



Arnprior and District Quilters' Guild

NEWSLETTER

October 2017

**ADQG Executive
2017-2018**

President
Donna Sheaves

Vice President
Gwen Pennings

Secretary
Vickie MacNabb

Treasurer
Joyce Murray

Program
Mary DeVries
Chris Gordon
Patti Moore
Joanna Vlaming

Membership
Penny Carruthers

Communications
Janet Brownlee

Library
Nancy Hayley
Lucy Voss



President's Report

Welcome quilters! As I write this, fall is upon us. The foliage is starting to change as well as the weather. I hope you are inspired to capture some of that autumn beauty in a quilt to admire all year.

Last month, the challenges were announced and they will be fun to make and to see at the end of the year. Planning a quilt around a theme or pattern is a creative way to stretch your quilting imagination. Read about them in this newsletter on our [web site](#) and please consider participating!

I have started planning my President Challenge quilt which I will share with you as I go along. This month I will share my magazine inspiration image. The beach is my true happy place which is why I have selected this image. I hope you are looking for your inspiration image and will participate in the challenge.

Our first retreat is coming up and I can see everyone is looking forward to the event. This is the opportunity to get away and focus on your quilt work, get some tips and tricks from fellow quilters and socialize with new and old friends. There is still some room available so if you are interested in attending, the details are on the [web site](#) and you can also see Joanna Vlaming at our October meeting.

Please don't forget to sign-up to bring something sweet or savory for sharing with other members at a meeting. I am certain that, like your quilts, you all have something great you can share. Just see one of our kitchen volunteers and let them know what you could bring (preferably nut free).

Looking forward to seeing all of you at our October 25th meeting.

Donna Sheaves
President



*We're all part of a great quilting community!
Please support our advertisers!*

Notes from the Vice-President

At the last meeting, 15 Wheelchair lap partial kits were handed out; 2 larger quilts were taken to be quilted; 15 preemie battings were taken; and 7 completed preemie quilts were sent with Jan Smith to be delivered to the Ottawa Hospital.

Drawstring Bag for Christmas Gifts

1. Two contrasting pieces of fabrics 15 x 17 each.
2. Fold both pieces separately width to width in half **right side on the inside**.
3. This is the **bottom**.
4. Sew across the end of each one.
5. Lay one on top of the other and sew down the side seam leaving 1.5 inches **top**.
6. Turn the one on the outside, inside out so the right side is now facing outside.
7. Go to the ironing board and both seams **together** at the top, press a narrow edge and then a larger fold either $\frac{3}{4}$ or 1 inch.
8. With the iron, press a small triangle in the fold where the ribbon will go. Sew down the triangle.
9. Sew your casting down.
10. Put in a ribbon or cording.



Finished size is about 13" X 8".

Thanks for helping make someone's Christmas a little brighter.

Gwen Pennings
Vice-President

Wheelchair Lap Quilts

These small lap quilts have Velcro straps to attach to chair arms. We have learned that shorter side goes across the resident's lap while the longer side will cover their legs. Straps should be put on the top corner.



The PickleDish
Quilt Shop and Studio

Jan Kittle
613-212-8770
Jan@ThePickleDish.ca

ThePickleDish.ca
24 Lake Ave West, Carleton Place ON K7C 2V4

www.thepickledish.ca



THE QUILTED BARN

Longarm Quilting Services and Custom Quilts

MAC Stanton
1305 Burnstown Road
Burnstown, ON K0J 1G0

(613) 612-1003 cell or (613) 433-3311 Home

thequiltedbarn@bell.net

Program Notes

October 25, 2017

Wendy Foster Birch

Wendy has been quilting since 1996. She started out with traditional quilting, then soon discovered art quilts and her love of free motion quilting. Her work is pretty bright and is usually inspired by nature. Her second passion is teaching and she has been teaching quilting for over 10 years. She also machine quilts for clients, is a thread supplier and travels to give talks on threads and courses on machine quilting.

Mystery Quilt

Our first set of instructions for the Mystery Quilt will be available this month. It is a traditionally pieced block. You will have 2 months to complete these instructions and then you will receive another set of instructions in Dec., Feb., and again in April. Hopefully you will have your top completed by the June meeting. Handouts will be available at the meeting.

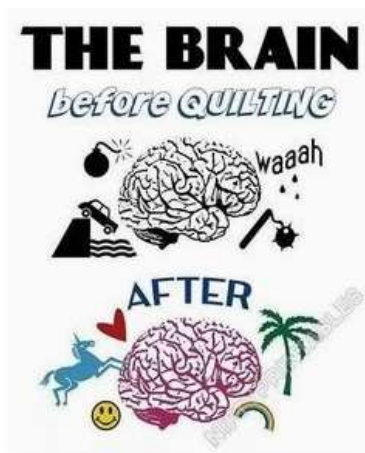
Looking Ahead

| | |
|-------------------|---|
| November 22, 2017 | Sherri Hisey -Trunk Show -Settings and Borders |
| December 13, 2017 | Holiday Potluck |
| January 24, 2018 | Charity Night |
| February 28, 2018 | Demo Night |
| March 28, 2018 | <i>to be determined</i> |
| April 25, 2018 | Jan Kittle - Using rulers when quilting |
| May 23, 2018 | Elections /Challenges due |
| June 20, 2018 | Potluck |

Challenges

We hope you have decided to sign up for at least one of the challenges this year. All challenges are to be brought back to the May meeting to be shared with the membership.

- **Recycled Denim Challenge**
Make any quilted article from recycled denim. It can be a quilt, bag, pillow, jacket—the possibilities are endless. 25% of your project must be DENIM.
- **Carrier/Container/Bag/Tote Challenge**
Your project has to be an article that holds something. It has to include piecing and quilting of some sort. It can be any size or shape.
- **President's Challenge**
Design a project using a page from a non quilting related magazine or book as the inspiration. The challenge is to make a quilted project that relates to something on that page - it could be colour related, based on a word or phrase on the page, based on a picture on the page, etc. When you submit your challenge project, I would like you to include the page from the magazine and a short write-up of how it relates.



Monthly Activities

Block of the Month

The block due for the October meeting is the Greek Cross : see the web site for [instructions](#). Members bring in their finished blocks from the previous month and put their name in a container. The winning name drawn from the container takes home the blocks for that month, and has a good start to a new quilt!

Decorative Stitch Exchange:

Members will sign up for this activity and will be placed in a group of four. Each month you will be told the colour and will be required to complete 4 – 6 1/2” solid or tone on tone blocks with a decorative stitch. You must use some form of stabilizer to complete your blocks.(paper, interfacing, wash away stabilizer, etc) You can use any colour of thread and any stitch you feel is appropriate for that month.

Retreats

There is still room available at the November retreat at Providence Point in Lanark. We need 3 more people to make it a go. The location is close, the facilities meet our needs, their prices are great, and a great group of quilters are going

November 6-9

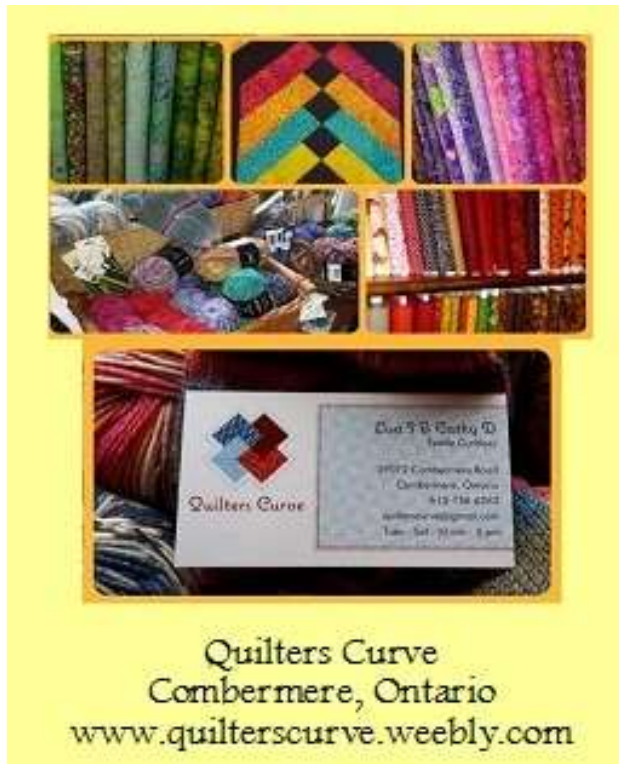
\$222 Monday evening, 3 meals on Tuesday, 3 on Wednesday and 2 on Thursday

\$202 Tuesday dinner to Thursday lunch

\$192 Tuesday after dinner to lunch on Thursday

From your Program Team,

Mary DeVries,
Chris Gordon, Workshops
Patti Moore, Challenges
Joanna Vlaming, Retreats



Library

Fall has arrived and it finds many of us busy at our machines working on new projects - or finishing those left behind while we enjoyed summer fun! No matter what you're planning or sewing right now, the Guild Library can help with ideas and tips. Want to try paper piecing? Then look at borrowing "Easy Machine Paper Piecing" (N13) or "Paper Piecing the Seasons" (Paper 4). Maybe fall and all its colours are inspiring you, so take a look at "Color Mastery" (Col 1) and "Color Confidences for Quilters" (Col 2). We have so many books and magazines full of new ideas, styles and tips - and we have patterns to borrow, too! Remember to sign out your item and sign it back in when you return it next month.

Our "Guess the Pages" book this month is a scrap-happy one, so make sure you enter your guess. And, check out the sale items as a few more pieces have been included this month.

Enjoy your time creating and we'll see you at the October meeting!

Your Library Team:
 Nancy and Lucy

Membership

We now have 72 members, which include 9 new members! 7 guests joined us at the September meeting.

The annual membership fee is only \$25 and new members are very welcome!

Penny Carruthers,
 Membership

Did You Know....?

The word quilt comes from the Latin *culcita* meaning a stuffed sack, but it came into the English language from the French word *cuilte*. The origins of quilting remain unknown, but historians do know that quilting, piecing, and applique were used for clothing and furnishings in diverse parts of the world in early times.





Fabric ♦ Wool ♦ Patterns ♦ Notions ♦ Sewing Machines ♦ Classes

Authorized Pfaff Sewing Machine and Serger Dealer – Sales and Service

Fabulous selection of Sewing and Embroidery Machines on sale – we are the Pfaff experts!

Does your old sewing machine need a tune up? We can do that too!

Open Mon-Fri 10-5, Sat 9:30-4
Arnprior Shopping Centre
375 Daniel St. S, Arnprior, ON
613.623.0500
www.sewinspired.ca

Keeping in Touch

Photos and information from Krista Zaleski's impressive presentation at our September meeting are captured in the [September 2017 Meeting Highlights blog post](#).

The Canadian Quilters Association (CQA) annual quilt show, **Quilt Canada 2018**, will be May 31 – June 2, 2018 in Vancouver BC. Some information is now available on the [CQA web site](#).

Have you considered joining the Canadian Quilters' Association? Discover the [benefits of membership](#).

Janet Brownlee, Communications

Meeting Notes

Where? Our guild meetings are held at the Christian Education Centre at 257 John Street in Arnprior.


When? Meetings start at 7 PM and our doors open at 6:30. Meetings are generally on the 4th Wednesday of each month (with some exceptions.)

Parking - Please DO NOT park in the church parking lot that is adjacent to the hall. Our lease does not include the parking lot - it must be available for church-related activities. There is plenty of on street parking nearby.

Refreshments – Coffee and tea is prepared by our refreshment committee, who also coordinate the snack roster. Do “lug a mug” - bring your own mug to minimize our environmental footprint. And PLEASE keep your refreshments away from the show and tell display table.

Visitors are welcome at our guild meetings. Fee is \$5 for all visitors and guests.

Allergy Alert! Please note that our meetings are allergy free. Please no perfume or perfume products! Thank you.



Our guild logo is the Friendship Star block, symbolizing the spirit of friendship that is always present at the Guild. Blue represents the Madawaska and Ottawa rivers in Arnprior; gold, the sunshine and fields of corn around Arnprior; brown, the acres of farmland in the area; and green, Gillies Grove and surrounding forests and trees.